

---

# Adaptive Equipment Rental – Kayaks


## At the Erie Canal Boat Company in Fairport, NY

---



It is so exciting that you have decided to rent an adaptive kayak! If this is your first time renting an adaptive kayak, you may want to review this guide and watch the [video](#).

You should also look at the website for the Erie Canal



<http://eriecanalboatcompany.com>

Boat Company. It has a lot of helpful information before your visit, such as the types of kayaks you can rent and when you can rent them.

Other companies may have a different rental process. You should talk to that company before your first visit. This guide gives an overview of the general process of an adaptive kayak rental and use.

---

**2024 Edition • A collaboration of The University of Rochester Medical Center and the University of Alabama**

**Created by:** Adriana Verwey, MD, MPH, University of Rochester Medical Center, Developmental and Behavioral Pediatrics. Strong Center for Developmental Disabilities.

**Funded by:** The National Center on Health, Physical Activity and Disability (NCHPAD) Accelerating Disability Inclusion Grant

**Videography and photography:** Call of the Loon Productions

**Guide design:** Soucier Design

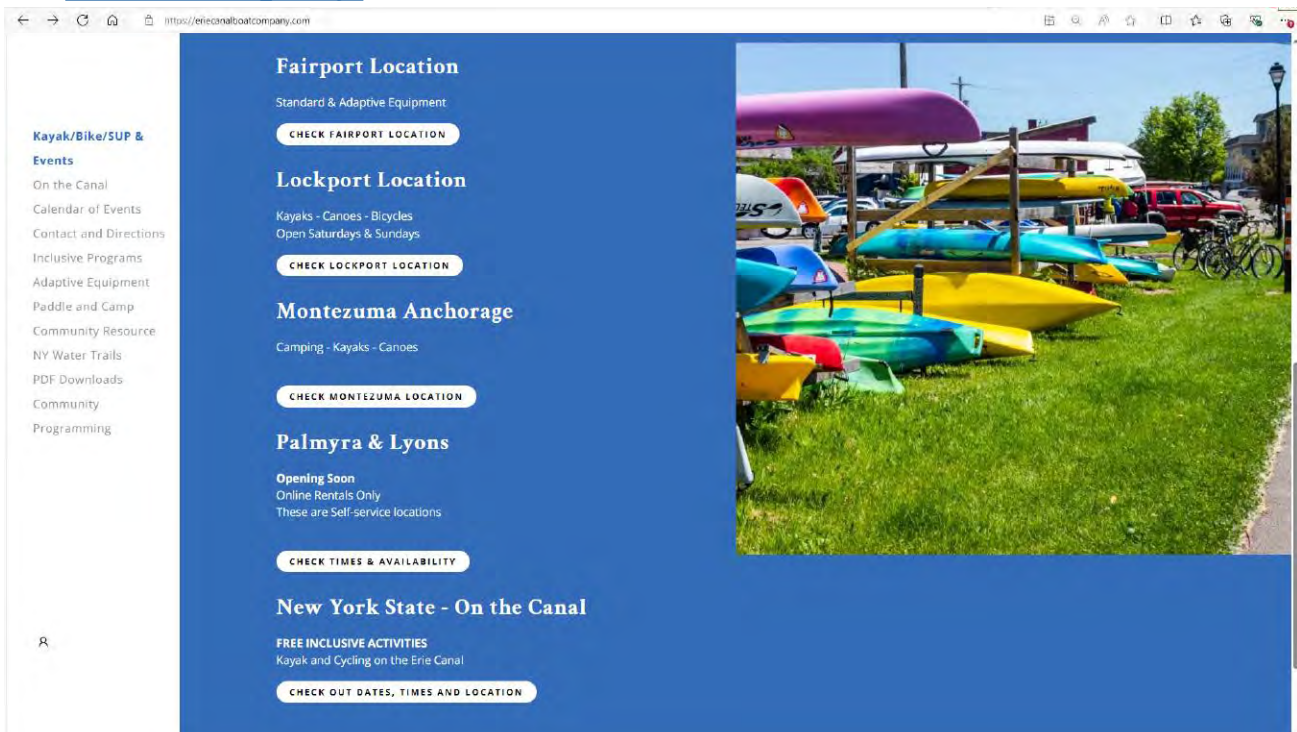
**Community partners:** Erie Canal Boat Company, Erie Canalway National Heritage Corridor, Rochester Accessible Adventures

# Steps for an adaptive kayak rental and use at the Erie Canal Boat Company

1. Decide to rent an adaptive kayak! Talk with the people who come with you (like your family, friends, support staff) and choose a day and time to ride together.



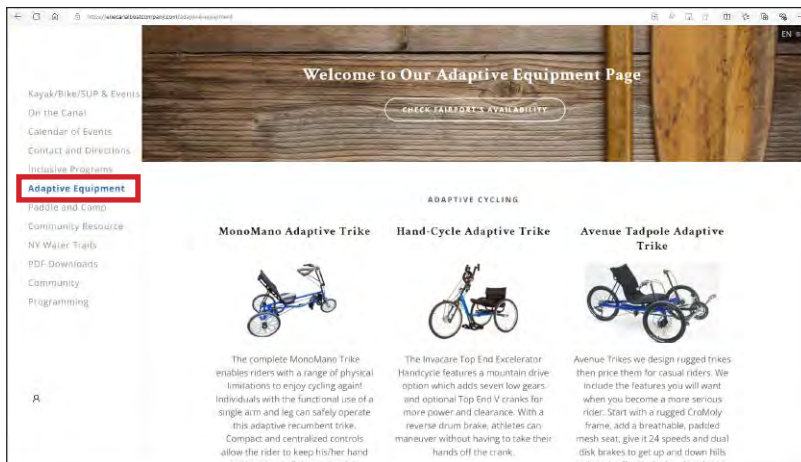
2. Equipment reservation: Review the website of your local adaptive kayak rental company. There are three ways to make a rental reservation at the [Erie Canal Boat Company](https://eriecanalboatcompany.com).



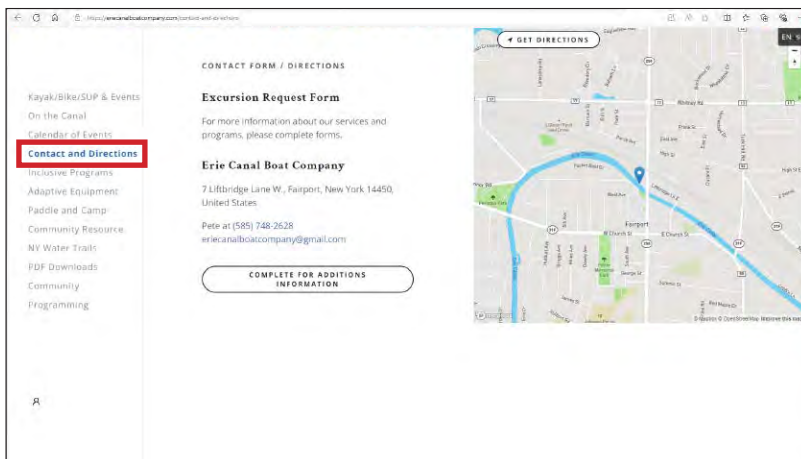
If you know which adaptive kayak you need, you can make a reservation on the website.



You can see the types of equipment at [the “Adaptive Equipment” page](#).

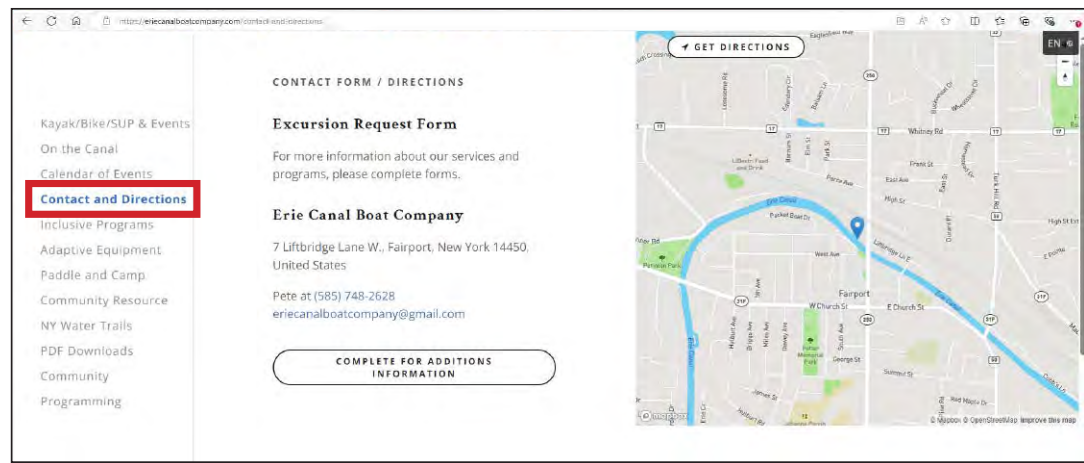


You can send an email on [the “Contact and Directions” page](#). Someone will respond to help you reserve the equipment you need.





If you do not know which adaptive kayak you need, email them on [the “Contact and Directions” page](#) before you arrive to tell them what support you will need. You can also ask questions.



You can go to the Erie Canal Boat Company in person without a reservation when they are open. Someone will help you. You may have to wait for the kayak you want to be returned by another person if you do not have a reservation.



3. Equipment rental: You will travel to the Erie Canal Boat Company and park in the parking lot.



You will go to the rental stand and tell them your name for a reservation.



4. Equipment evaluation: A staff member will help find the best kayak for you. At the Erie Canal Boat Company, you do not need to schedule this in advance. All workers are trained to do this assessment and provide support.





## 5. Using the kayak:


The staff will move the kayak to the adaptive launch.



You will use the transfer bench and handles to get into the kayak. You will put on a life jacket for safety. You can borrow a life jacket to wear or you can bring your own life jacket from home. At the Erie Canal Boat Company, the life jackets are sprayed with an anti-virus disinfectant between uses.









# Instructions for Using the BoardSafe Kayak Launch

1. Place your kayak or canoe in the chute and slide it in front of the Stepped Bench.



2. Transfer onto the Stepped Bench and make your way to the bottom level.



3. Pull out the Retractable Seat and slide yourself out over your kayak.



4. Using the Overhead Grab Bar, Straps and Side Grab Bars drop down into your vessel.



5. Slide back the Retractable Seat.



6. Enjoy your paddle!



To View A Video Showing How To Use THE BoardSafe Adaptive Kayak Launch please scan QR code.

Use this kayak launch at your own risk. All users are personally responsible for safe usage of the launch. Please observe all local, state and federal boating regulations. Always wear your personal flotation device (PFD) when boating.

For more information about our products visit [BoardSafeDocks.com](http://BoardSafeDocks.com)

 **BoardSafe**



The staff will help you roll the kayak into the water.



You can go for a paddle along the Erie Canal waterway. You paddle with the oars and should stay inside the boat. You should be careful of other boats in the water.





When you are done, you will return in the kayak and the staff will help move the kayak to the launch pad.



You will transfer from the kayak to the dock.





You will return the life jacket to the rental stand.



You will pay for the rental. You can also pay at the beginning of your rental time.



6. Saying goodbye: You can tell the staff how your kayak ride went before you go home. They may have ideas for how to make your next trip even better! We hope you enjoy renting adaptive kayaks!

