

---

# Adaptive Equipment Rental – Bicycles

## At the Erie Canal Boat Company in Fairport, NY

---



It is so exciting that you have decided to rent an adaptive bicycle! If this is your first time renting an adaptive bike, you may want review this guide and watch the [video](#).

You should

also look at the website for the Erie Canal Boat Company. It has a lot of helpful information about your visit, such as the types of bikes you can rent and when you can rent them.



<http://eriecanalboatcompany.com>

Other companies may have a different rental process. You should talk to that company before your first visit. This guide gives an overview of the general process of an adaptive bicycle rental and use.

---

**2024 Edition • A collaboration of The University of Rochester Medical Center and the University of Alabama**

**Created by:** Adriana Verwey, MD, MPH, University of Rochester Medical Center, Developmental and Behavioral Pediatrics. Strong Center for Developmental Disabilities.

**Funded by:** The National Center on Health, Physical Activity and Disability (NCHPAD) Accelerating Disability Inclusion Grant

**Videography and photography:** Call of the Loon Productions

**Guide design:** Soucier Design

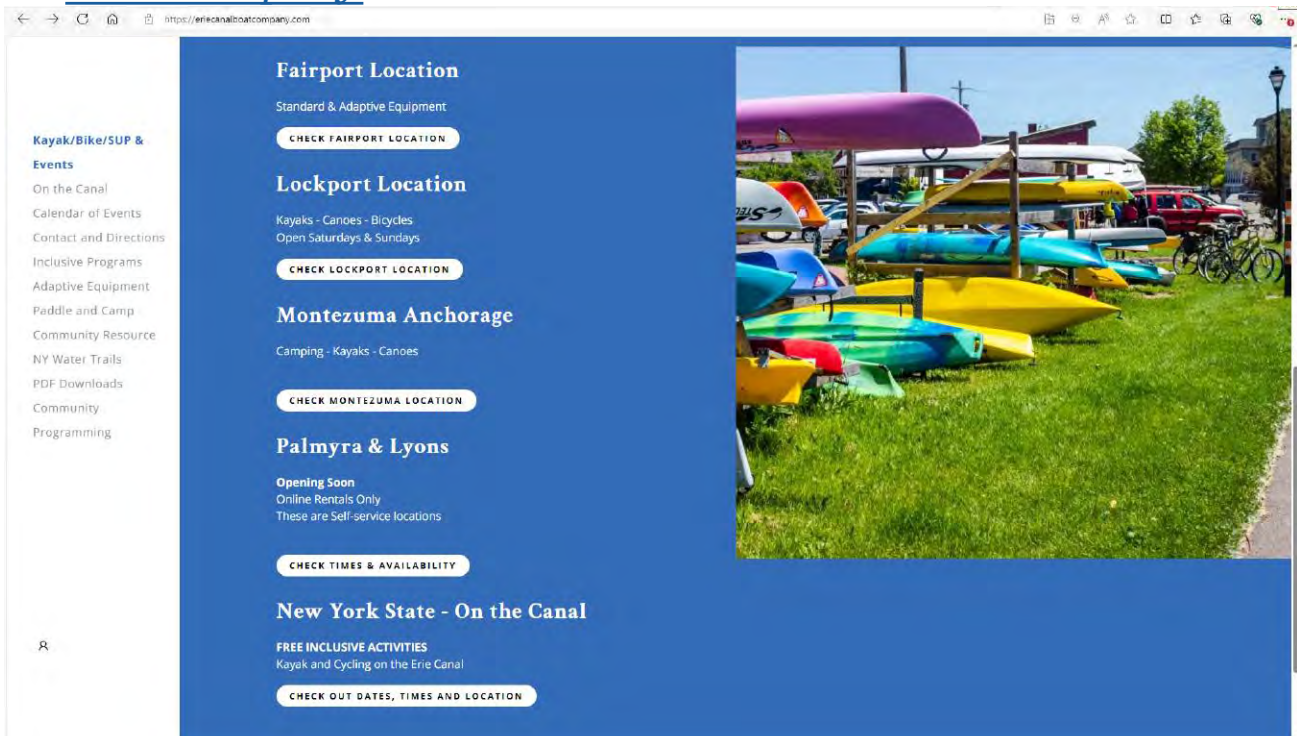
**Community partners:** Erie Canal Boat Company, Erie Canalway National Heritage Corridor, Rochester Accessible Adventures

# Steps for an adaptive bicycle rental and use at the Erie Canal Boat Company

1. Decide to rent an adaptive bicycle! Talk with the people who come with you (like your family, friends, support staff) and choose a day and time to ride together.



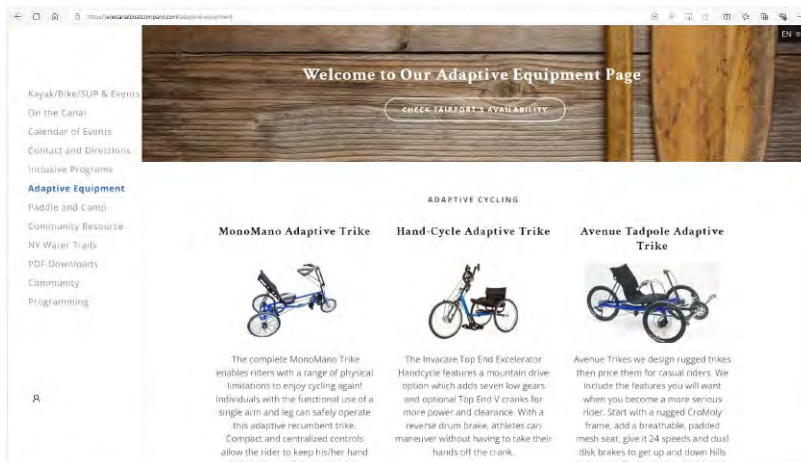
2. Equipment reservation: Review the website of your local adaptive bike rental company. There are three ways to make a rental reservation at the [Erie Canal Boat Company](https://eriecanalboatcompany.com).



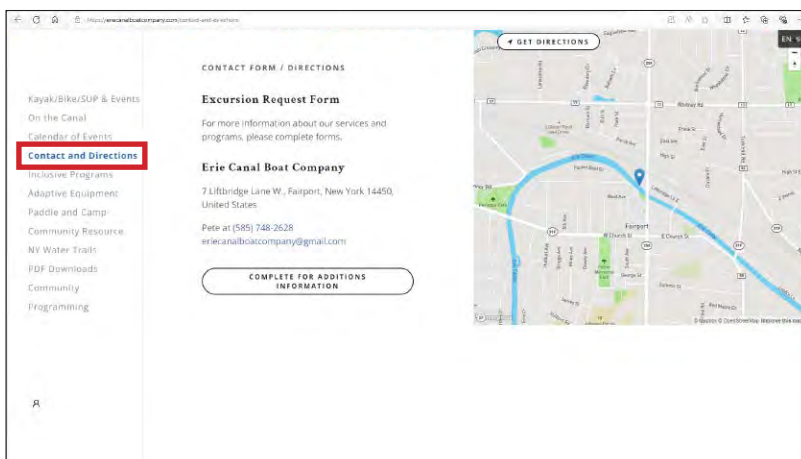
If you know which adaptive bike you need, you can make a reservation on the website.



You can see the types of equipment at [the “Adaptive Equipment” page.](#)



You can send an email on [the “Contact and Directions” page.](#)

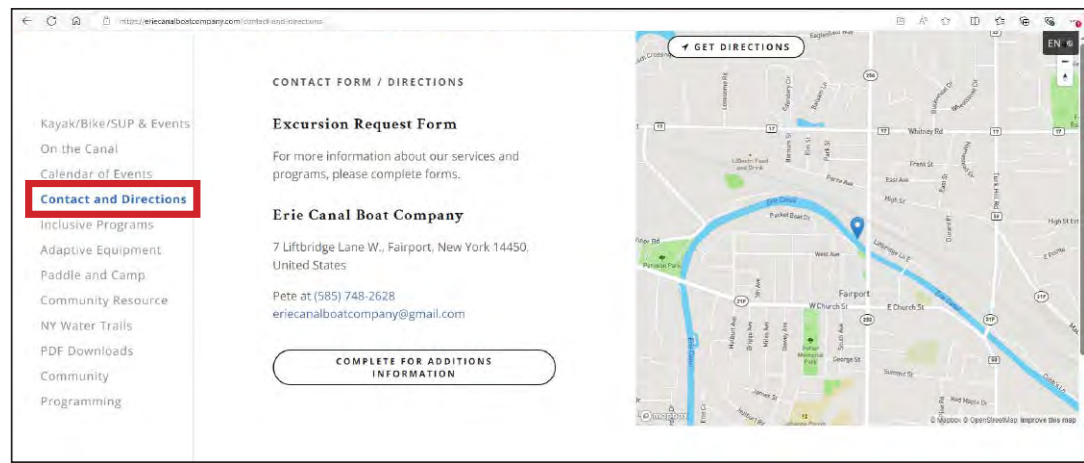


Someone will respond to help you reserve the equipment you need.





If you do not know which adaptive bike you need, email them on [the “Contact and Directions” page](#) before you arrive to tell them what support you will need. You can also ask questions.



You can go to the Erie Canal Boat Company in person without a reservation when they are open. Someone will help you. You may have to wait for the bicycle you want to be returned by another person if you do not have a reservation.



3. Equipment rental: You will travel to the Erie Canal Boat Company and park in the parking lot.



You will go to the rental stand and tell them your name for a reservation.



4. Equipment evaluation: A staff member will help find the best bike for you. At the Erie Canal Boat Company, you do not need to schedule this in advance. All workers are trained to do this assessment and provide support.





## 5. Using the bike:


You will get on the bike.



They may make adjustments to parts of the bike, such as the seat or pedal, to make it work even better for you



You will put on a helmet for safety. You can borrow a helmet to wear or you can bring your own helmet from home. At the Erie Canal Boat Company, the helmet is sprayed with an anti-virus disinfectant between uses.



You can go for a ride along the Erie Canal path. When riding your bike, you should stay to the right side of the path and be careful of people walking.



When you are done, you will bring the bike and helmet back to the rental stand. You will get off the bike.



You will pay for the rental. You can also pay at the beginning of your rental time.





6. Saying goodbye: You can tell the staff how your bike ride went before you go home. They may have ideas for how to make your next trip even better! We hope you enjoy renting adaptive bikes!

