


Recording Audio

Notability lets you record audio and will sync the audio with notes you **typed** at the time of the recording. It does not sync with handwriting, drawings or images.


Tap the microphone in the tool bar to begin recording.



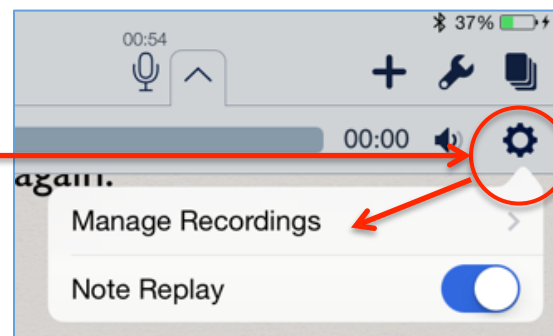
If you have recordings in a note, a chevron symbol will appear next to the microphone.



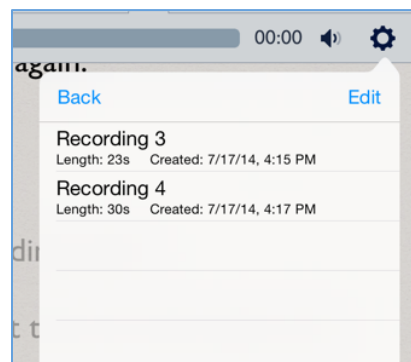
Tap the chevron to open up the player.



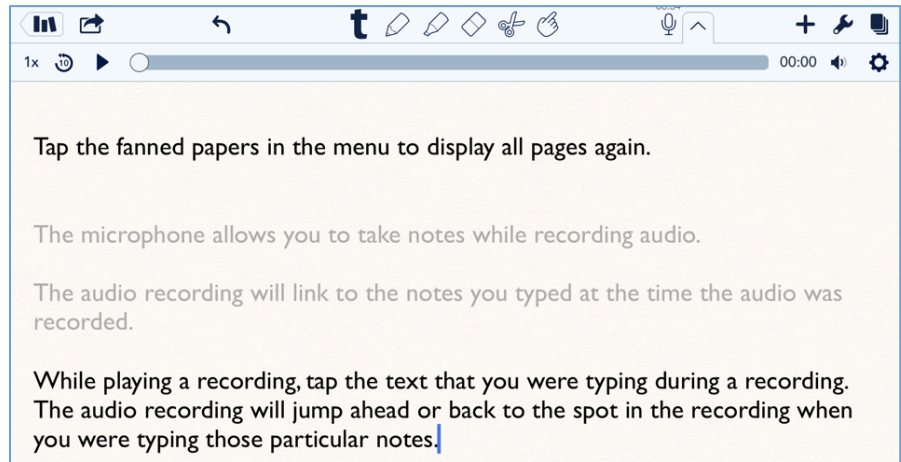
Multiple recordings can be included in a note, but will appear as one long track in this screen.



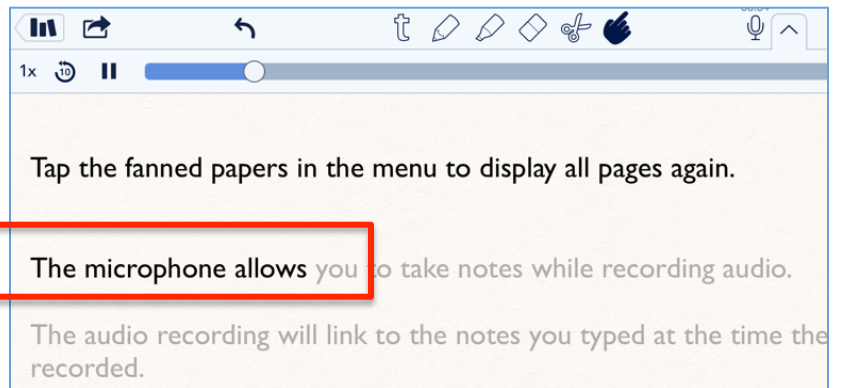
Tap the gear, and then tap Manage Recordings to see a list of your audio recordings.



When the player is open, any text that was being typed at the time the audio was being recorded will become shaded.

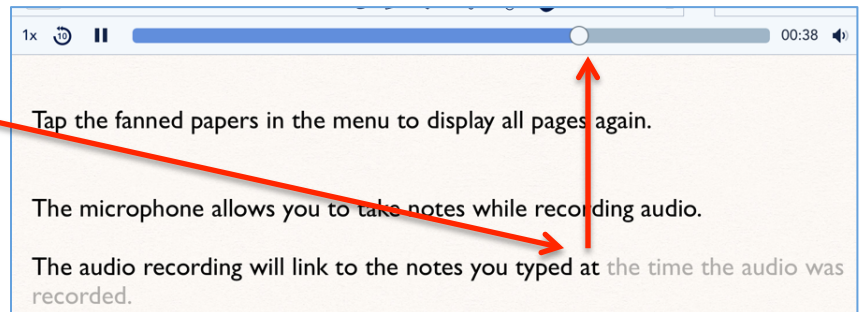


As the audio plays, the text that was being typed at the time returns to full color.



When you tap another word in the "recorded" text, the player will jump ahead to that spot.

The player will jump back as well.



Delete audio recordings by tapping the gear, and then Manage Recordings.

To the right of the recording, swipe right to left and tap **Delete**

